

2022 **nanotechnology**

International Conferences & Exhibition on
Nanotechnologies, Organic Electronics & Nanomedicine

2 - 9 July 2022
Thessaloniki
Greece

Poster Presentation Guide

Powered by

alfaview[®]
VIDEO CONFERENCING SYSTEMS

Enter the NANOTECHNOLOGY Virtual Environment

- During the Event you can get access to the NANOTECHNOLOGY virtual environment via the interactive NANOTECHNOLOGY virtual Floor Plan shown below as a representative image. The floorplan will be available for all the participants, a few days before NANOTECHNOLOGY multi-event on the Users Area of nanotexnology.com
- To test the platform you can connect to the virtual [Registration and Helpdesk](#) which is open to participants (Monday to Friday 10:00-15:00 CET). For more details see the "[User Guidelines](#)"

Enter the NANOTECHNOLOGY Poster Area

- Select your POSTER AREA at the top of the screen and click on the Alfaview button to enter the Poster Environment.

2022 virtual nanotechnology

AREA I AREA II AREA III AREA IV AREA V

1 of 5 Automatic Zoom

Welcome to the poster areas

- Click to activate any **AREA** of your choice
- Scroll list to see the posters' info of the selected **AREA**
- Click below in order to enter *alfaview* and
- find the chosen **Posters** there in the menu

alfaview
VIRTUAL CONFERENCING SYSTEMS

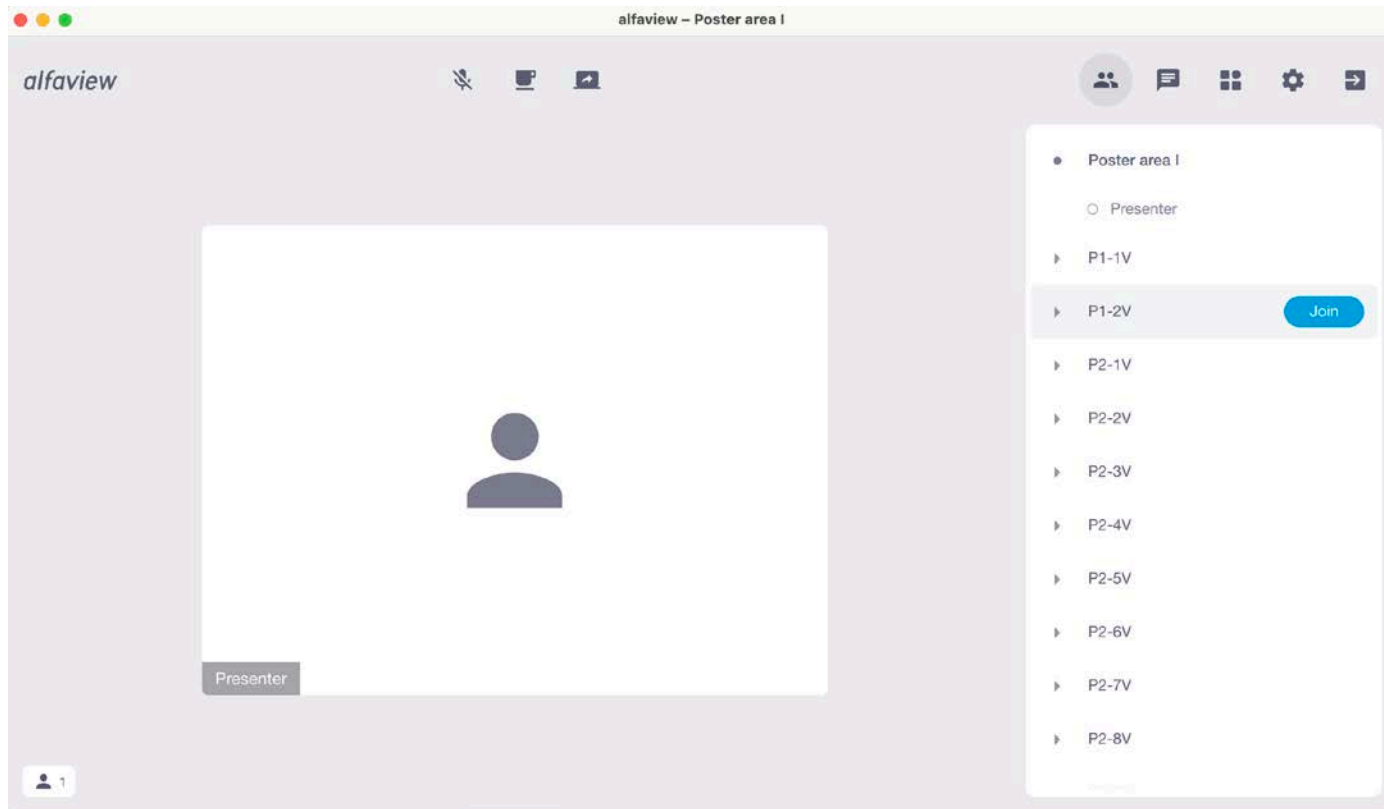
P1-1V: Novel Alkali-doped Composite Ion-solvating Polybenzimidazole/ZIF-8 Membranes
H. Penchev¹, D. Budurova¹, M. Staneva¹, F. Ublekov¹, G. Borisov², E. Slavcheva²
¹Bulgarian Academy of Science; Bulgaria
²Institute of Electrochemistry and Energy Systems, Bulgarian Academy of Sciences, Bulgaria

P1-2V: Temperature dependence of Vibrational and Emission characteristics in the OD vacancy ordered Cs₂SnI₆ double perovskite
G. Belessiotis^{1,2,3}, M. Arfanis^{1,2}, A. Kaltzoglou^{2,4}, V. Likodimos⁵, Y.S. Raptis¹, P. Falaras², A.G. Kontos^{1,2}
¹ Department of Physics, National Technical University of Athens, Athens, Greece
² Institute of Nanoscience and Nanotechnology, NCSR "Demokritos", Greece
³ School of Chemical Engineering, NTUA, Greece
⁴ Theoretical and Physical Chemistry Institute, NHRF, Greece
⁵ Department of Condensed Matter Physics, National & Kapodistrian University of Athens, Greece

P2-1V: Comparison between 2 Methods of Synthesis of Gadolinium-Iron Garnet
M. Stan, R. Lach, Ł. Łańcucki
AGH University of Science and Technology, Poland

Enter the NANOTECHNOLOGY Poster Area

In the Poster Area find your Virtual Room using the poster number as indicated in the NN22 or ISFOE22 program. This is where your poster will be uploaded. Make sure that you get your poster number from the **finalized** programs.



Before your presentation:

- Install the Alfaview application a few days before your presentation and consult the NANOTECHNOLOGY Virtual Helpdesk via the floorplan in case you face any difficulties.
- For your convenience & for optimum visual result, your poster should be in the form of a **presentation (~ 5 slides)**
- Login to your Virtual Room that you have a talk **30 min before** to avoid any possible delays. An assistant will be available at the entrance of the Poster Area.

nano-tip:

During your poster presentation it is necessary to stay on your virtual room and be available to present your work. If you wish to visit another poster during this time, you can always download Alfaview on your phone or tablet and join from this device.

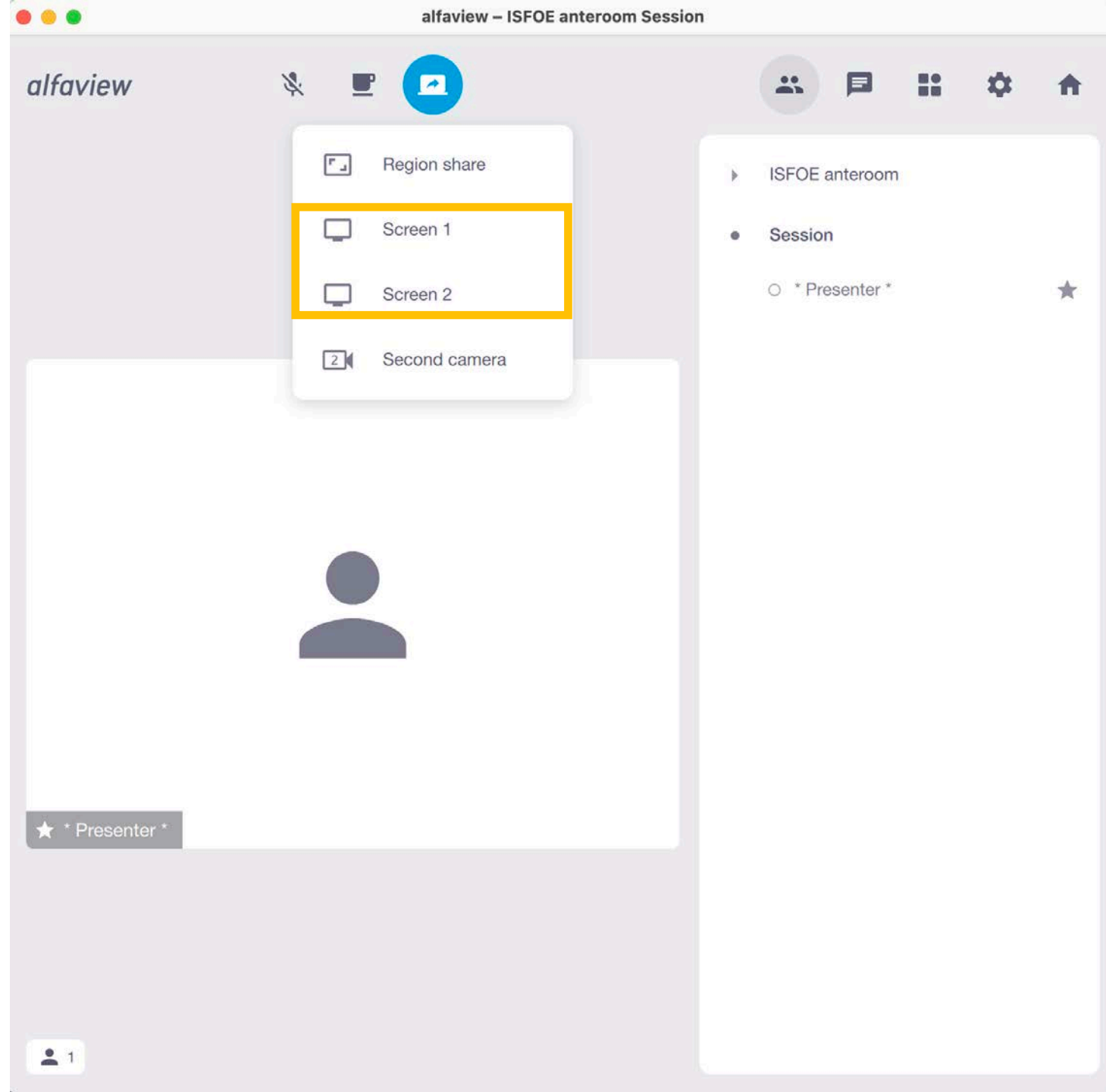
Instructions for sharing your presentation in a dual monitor configuration

- In case you use two monitors, place the Alfaview application window and your Power Point presentation window in separate monitors


- To Share your presentation with the rest of the attendants, click on the “Share Screen” dropdown menu and then select the screen with your PowerPoint presentation

- Enter the presentation mode

- You are ready to present your work!



Instructions for sharing your presentation in a single monitor configuration



Camera is turned off

Presenter

2022.pptx - PowerPoint

File Home Insert Design Transitions Animations Slide Show Record Review View Help Tell me Share

From Beginning From Current Slide Custom Slide Show Set Up Slide Show Hide Slide Rehearse Timings Record Set Up


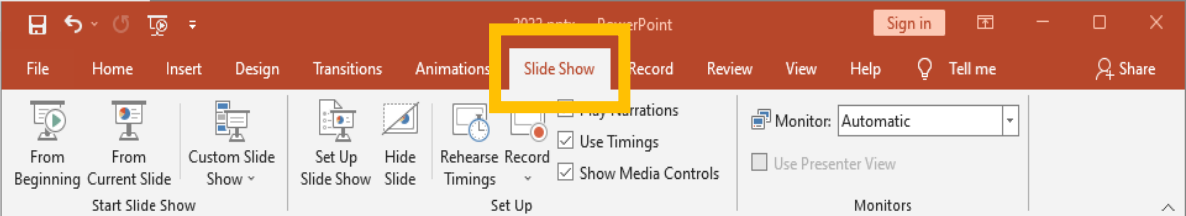
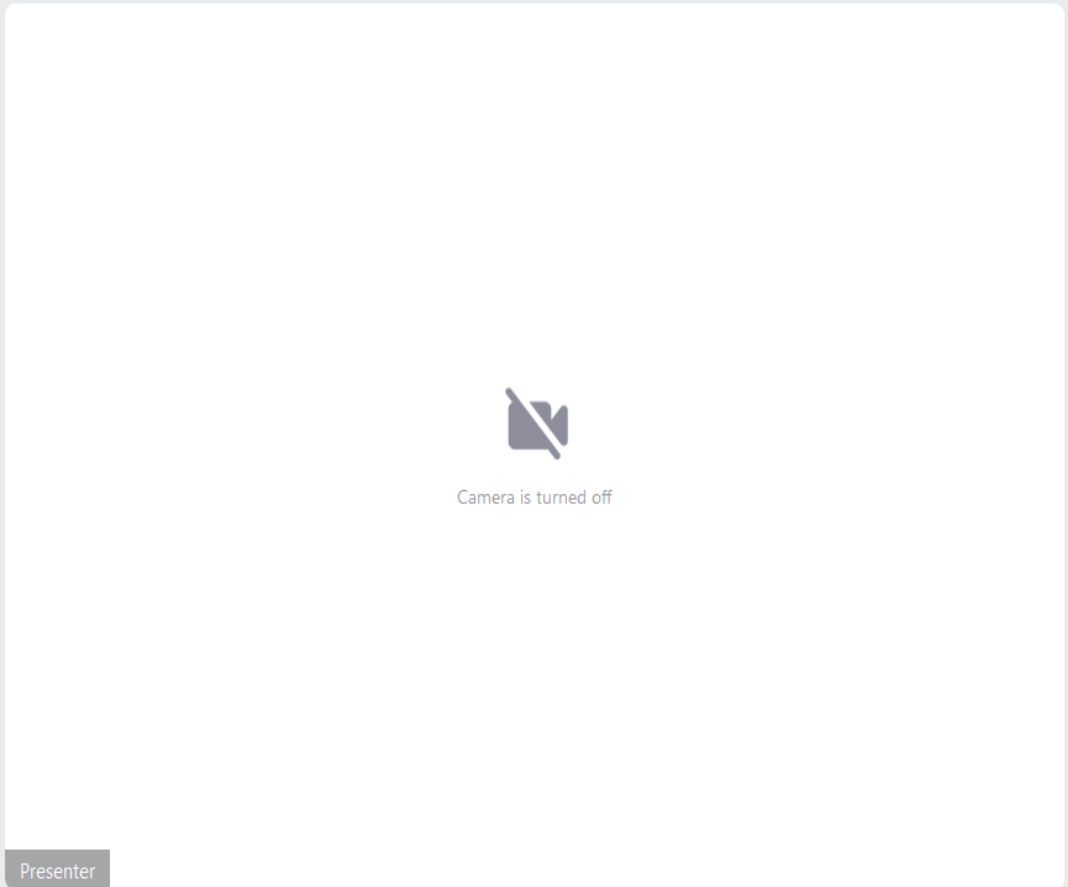

Play Narrations Use Timings Show Media Controls

Monitor: Automatic Use Presenter View

Monitors

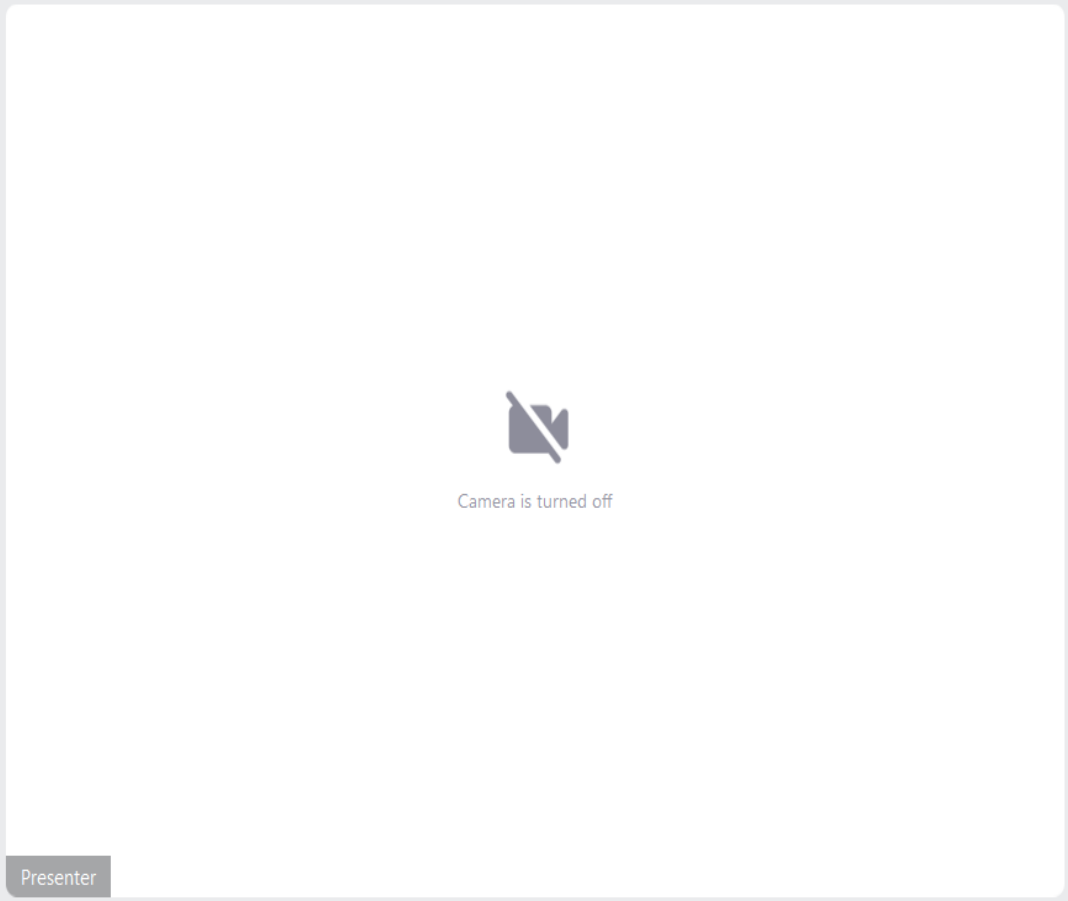


On your screen place the Alfaview application window and the PowerPoint window next to each other



Click to add notes

At the PowerPoint window select the "Slide Show" ribbon



2022.pptx - PowerPoint

File Home Insert Design Transitions Animations Slide Show Record Review View Help Tell me Share

From Beginning From Current Slide Custom Slide Show Set Up Slide Show Rehearse Record Timings Play Narrations Use Timings Show Media Controls

Monitor: Automatic Use Presenter View

1

Set Up Show

Show type

- Browsed by an individual (window)
- Browsed at a kiosk (full screen)

Show options

- Loop continuously until 'Esc'
- Show without narration
- Show without animation
- Disable hardware graphics acceleration

Pen color:

Laser pointer color:

Show slides

- All
- From: 1 To: 1
- Custom show:

Advance slides

- Manually
- Using timings, if present

Multiple monitors

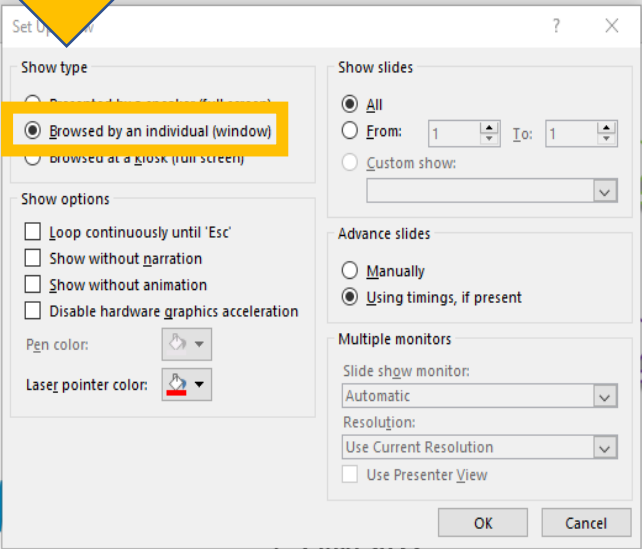
Slide show monitor: Automatic

Resolution: Use Current Resolution

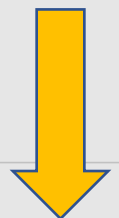

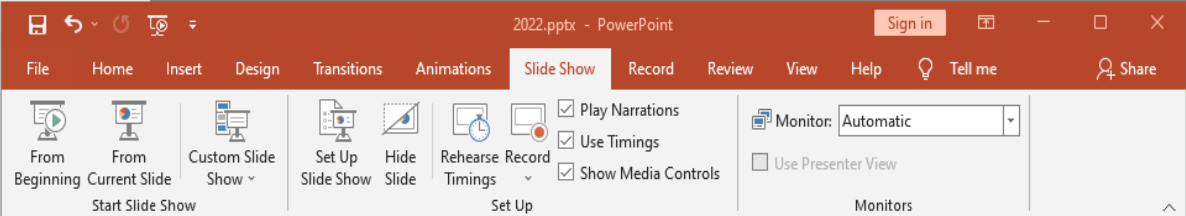
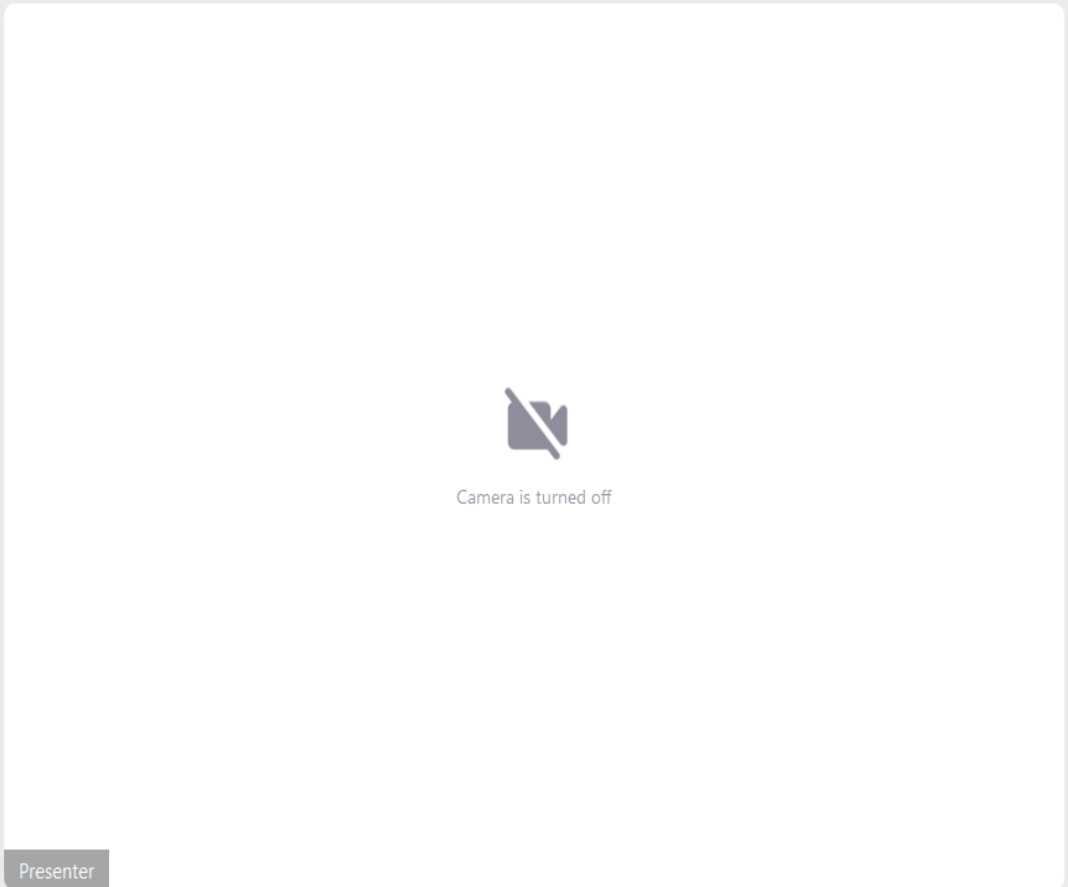

- Use Presenter View

OK Cancel

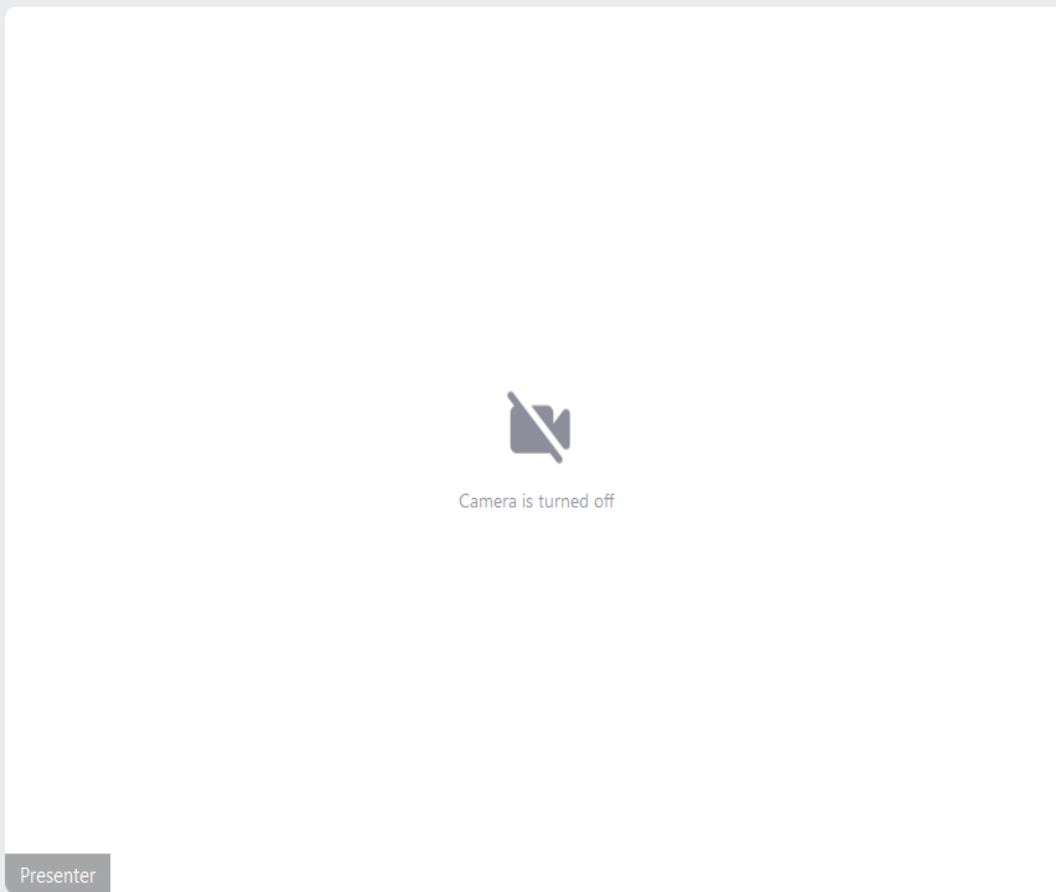

6-7 July 2022



Click on the "Set Up Slide Show" button and in the Set Up Show dialog select the "Browsed by an individual (window)" option. Click Ok



Enter the presentation mode



Camera is turned off

Presenter



alfaview

ISFOE 22
4-7 July 2022

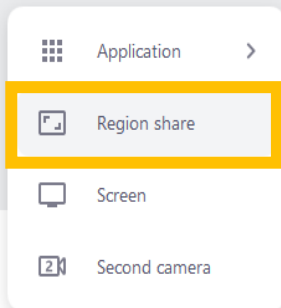

NN 22
5-8 July 2022

EXPO 22
4-8 July 2022

ISSON 22
2-9 July 2022


I3D 22
6-7 July 2022

Your presentation is now restricted only to the area of your PowerPoint window



Camera is turned off

Presenter



ISFOE22
4-7 July 2022

NN22
5-8 July 2022


EXPO22
4-8 July 2022


ISSON22
2-9 July 2022

alfaview

I3D22
6-7 July 2022

To share your presentation, click on the “Share Screen” dropdown menu and then click on the “Region Share” button




Camera is turned off

Presenter

Region share

Start

ISFOE 22

4-7 July 2022

NN 22

5-8 July 2022

EXPO 22

4-8 July 2022

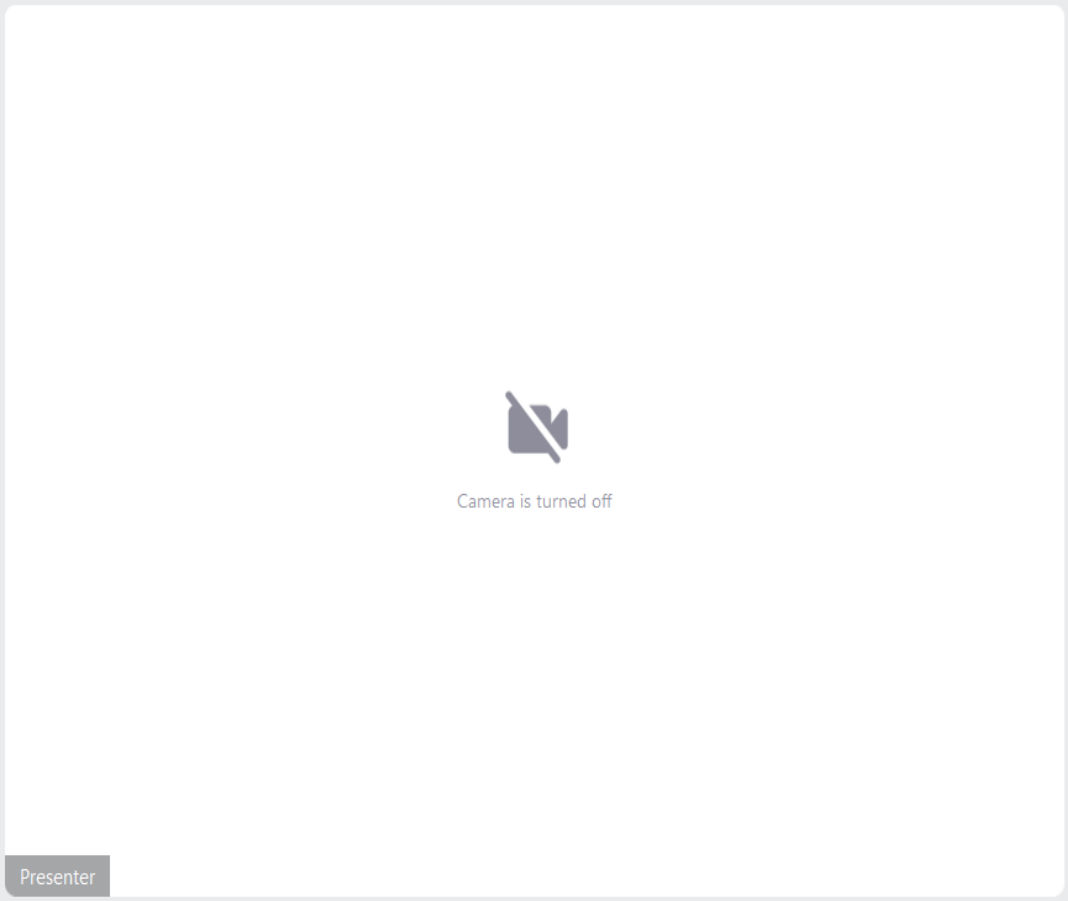

ISSON 22

2-9 July 2022

alfaview**I3D 22**

6-7 July 2022

A blue box (Region Share Window) will appear. The blue shaded area defines the part of your screen that will be visible to the rest of the attendants



Region share

ISFOE 22
4-7 July 2022

NN 22
5-8 July 2022


EXPO 22
4-8 July 2022

I3SON 22
2-9 July 2022

I3D 22
6-7 July 2022

alfaview

Start



Camera is turned off

Presenter

ISFOE 22
4-7 July 2022

NN 22
5-8 July 2022

EXPO 22
4-8 July 2022

ISSON 22
2-9 July 2022

alfaview

I3D 22
6-7 July 2022

Presenter



ISFOE 22
4-7 July 2022

NN 22
5-8 July 2022

EXPO 22
4-8 July 2022

ISSON 22
2-9 July 2022

alfaview

I3D 22
6-7 July 2022

The blue box turns red and the rest of the attendants its content on their screens.
Remember to make active your PowerPoint window to get back the control of your presentation.
You are ready to present your work!