

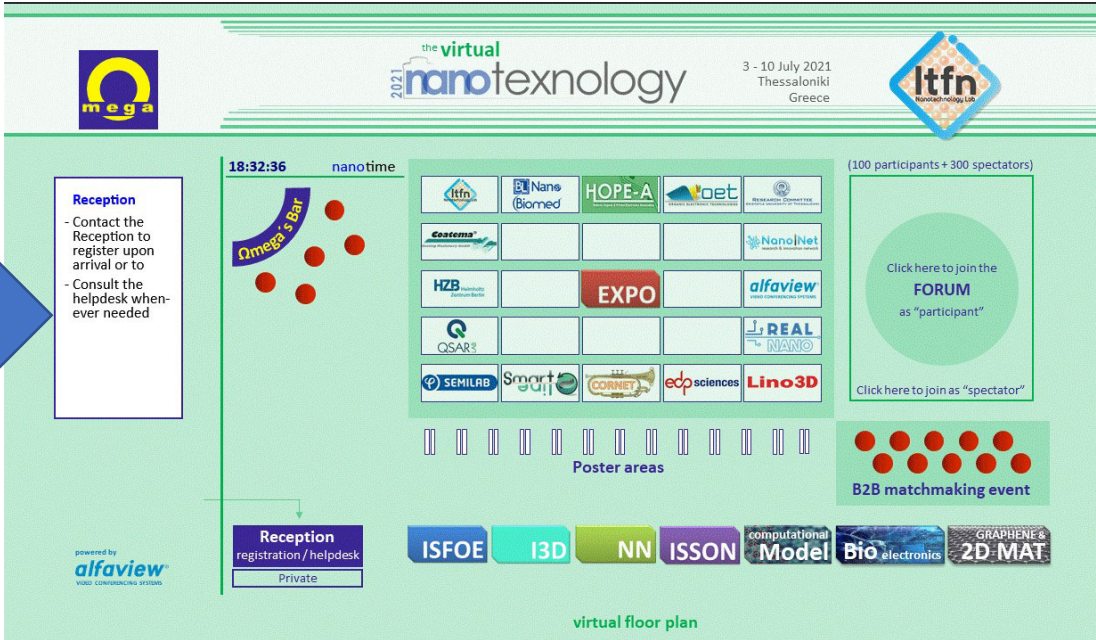
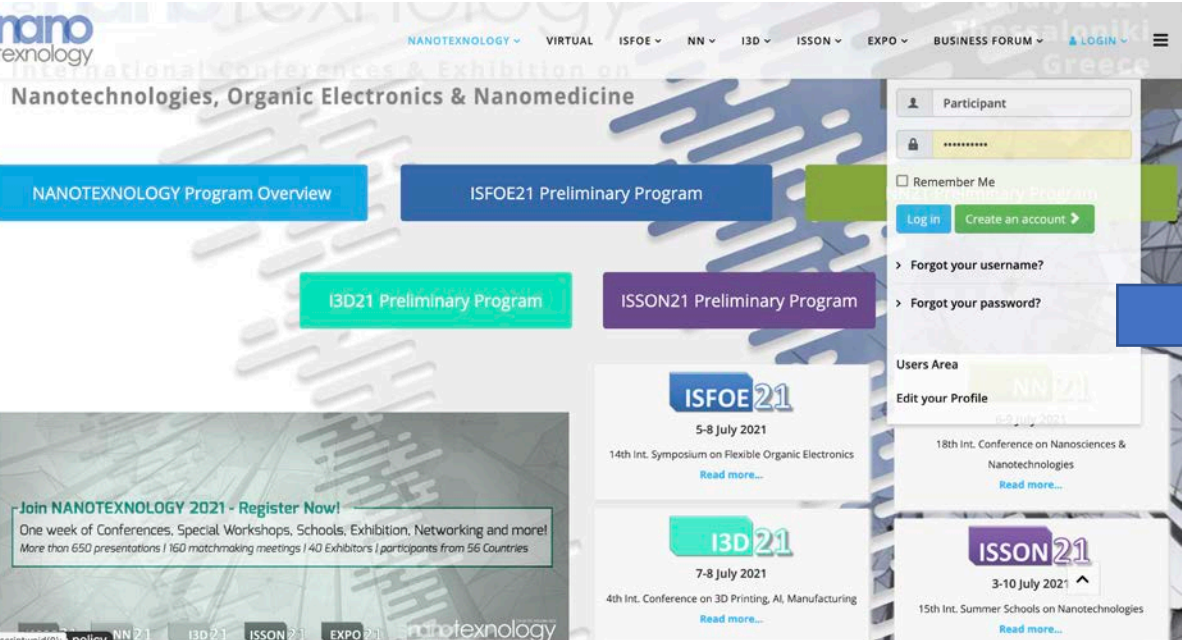
# Poster Presentation Guide

Powered by

***alfaview***<sup>®</sup>  
VIDEO CONFERENCING SYSTEMS

# Enter the NANOTECHNOLOGY Virtual Environment

- During the Event you can get access to the NANOTECHNOLOGY virtual environment via the interactive NANOTECHNOLOGY virtual Floor Plan shown below as a representative image. The floorplan will be available for all the participants, a few days before NANOTECHNOLOGY multi-event on the Users Area of nanotechnology.com
- To test the platform you can connect to the virtual [Registration and Helpdesk](#) which is open to participants (Monday to Friday 10:00-15:00 CET). For more details see the "[User Guidelines](#)"



# Enter the NANOTECHNOLOGY Poster Area

- Select your POSTER AREA at the top of the screen and click on the Alphaview button to enter the Poster Environment.

2021 virtual nanotechnology

AREA I AREA II AREA III AREA IV AREA V

1 of 5 Automatic Zoom

**Welcome to the poster areas**

- Click to activate any **AREA** of your choice
- Scroll list to see the posters' info of the selected **AREA**
- Click below in order to enter *alfaview* and
- find the chosen **Posters** there in the menu

**alfaview**  
VIDEO CONFERENCING SYSTEMS

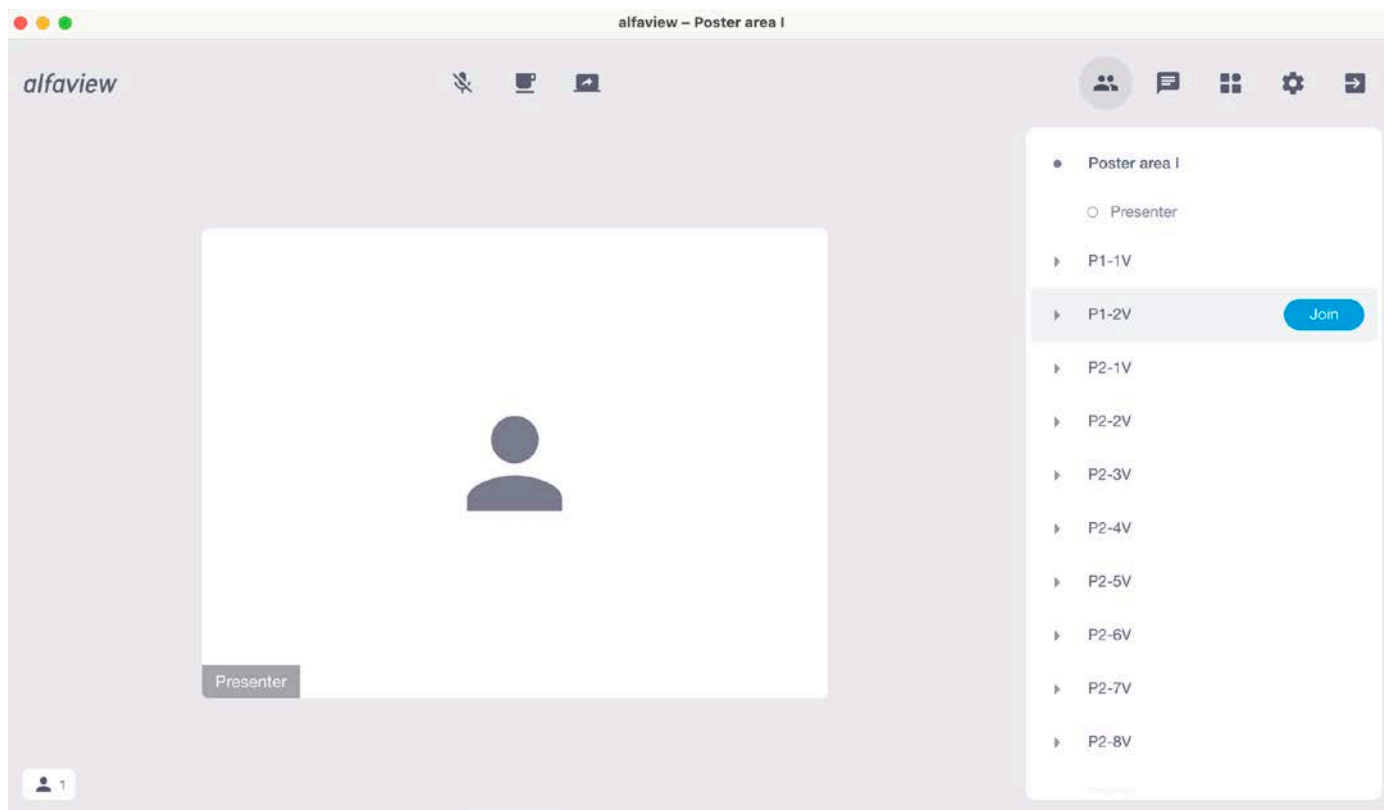
**P1-1V: Novel Alkali-doped Composite Ion-solvating Polybenzimidazole/ZIF-8 Membranes**  
H. Penchev<sup>1</sup>, D. Budurova<sup>1</sup>, M. Staneva<sup>1</sup>, F. Ublekov<sup>1</sup>, G. Borisov<sup>2</sup>, E. Slavcheva<sup>2</sup>  
<sup>1</sup>Bulgarian Academy of Science; Bulgaria  
<sup>2</sup>Institute of Electrochemistry and Energy Systems, Bulgarian Academy of Sciences, Bulgaria

**P1-2V: Temperature dependence of Vibrational and Emission characteristics in the 0D vacancy ordered Cs<sub>2</sub>SnI<sub>6</sub> double perovskite**  
G. Belessiotis<sup>1,2,3</sup>, M. Arfanis<sup>1,2</sup>, A. Kaltzoglou<sup>2,4</sup>, V. Likodimos<sup>5</sup>, Y.S. Raptis<sup>1</sup>, P. Falaras<sup>2</sup>, A.G. Kontos<sup>1,2</sup>  
<sup>1</sup> Department of Physics, National Technical University of Athens, Athens, Greece  
<sup>2</sup> Institute of Nanoscience and Nanotechnology, NCSR "Demokritos", Greece  
<sup>3</sup> School of Chemical Engineering, NTUA, Greece  
<sup>4</sup> Theoretical and Physical Chemistry Institute, NHRF, Greece  
<sup>5</sup> Department of Condensed Matter Physics, National & Kapodistrian University of Athens, Greece

**P2-1V: Comparison between 2 Methods of Synthesis of Gadolinium-Iron Garnet**  
M. Stan, R. Lach, Ł. Łańcucki  
AGH University of Science and Technology, Poland

# Enter the NANOTECHNOLOGY Poster Area

In the Poster Area find your Virtual Room using the poster number as indicated in the NN21 or ISFOE21 program. This is where your poster will be uploaded. Make sure that you get your poster number from the **finalized** programs.



## Before your presentation:

- Install the Alfaview application a few days before your presentation and consult the NANOTECHNOLOGY Virtual Helpdesk via the floorplan in case you face any difficulties.
- For your convenience & for optimum visual result, your poster should be in the form of a **presentation (~ 5 slides)**
- Login to your Virtual Room that you have a talk **30 min before** to avoid any possible delays. An assistant will be available at the entrance of the Poster Area.

### **nano**-tip:

*During your poster presentation it is necessary to stay on your virtual room and be available to present your work. If you wish to visit another poster during this time, you can always download Alfaview on your phone or tablet and join from this device.*

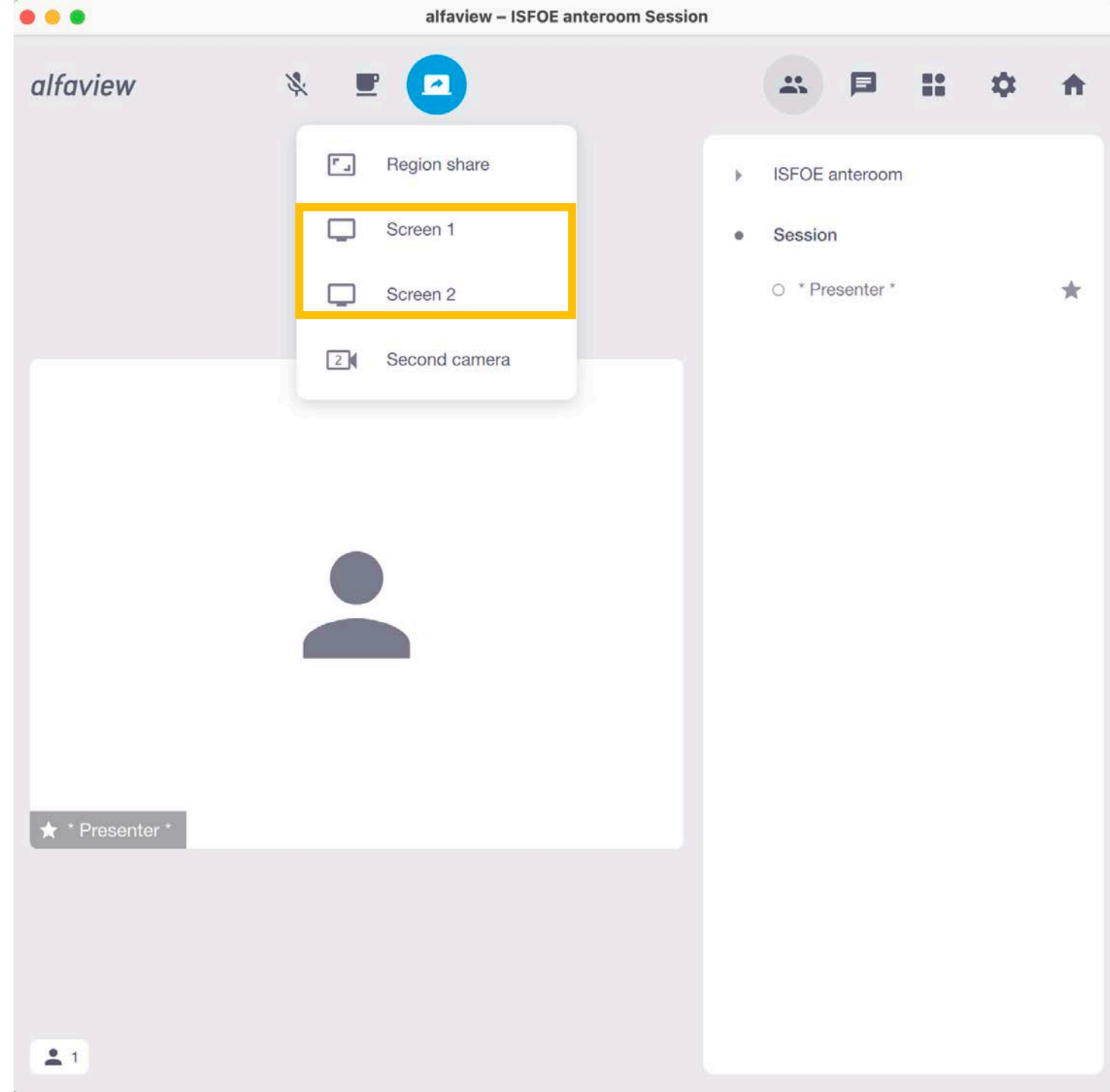
# Instructions for sharing your presentation in a dual monitor configuration

- In case you use two monitors, place the Alfaview application window and your Power Point presentation window in separate monitors

- To Share your presentation with the rest of the attendants, click on the “Share Screen” dropdown menu and then select the screen with your PowerPoint presentation

- Enter the presentation mode

- You are ready to present your work!



# Instructions for sharing your presentation in a single monitor configuration

alfaview – NN anteroom Session

alfaview

The interface shows a video conference session. At the top, there is a toolbar with icons for microphone, video, screen sharing, participants, chat, grid view, settings, and home. Below the toolbar, there are two video thumbnails. The top thumbnail shows a person icon and a label "★ \* Presenter \*". The bottom thumbnail shows a person icon and a label "Participant".

alfaview\_presentation



Home Insert Draw Design Tell me Share Comments

The interface shows a presentation software window. At the top, there is a toolbar with icons for Paste, Slides, Font, Paragraph, Insert, Drawing, and Design Ideas. Below the toolbar, there is a slide deck. The first slide is titled "WELCOME!" and features the "alfaview" logo. The slide deck includes several slides related to conferences and symposiums, such as "14th International Symposium on Flexible Organic Electronics" and "18th International Conference on Nanoscience & Nanotechnology".


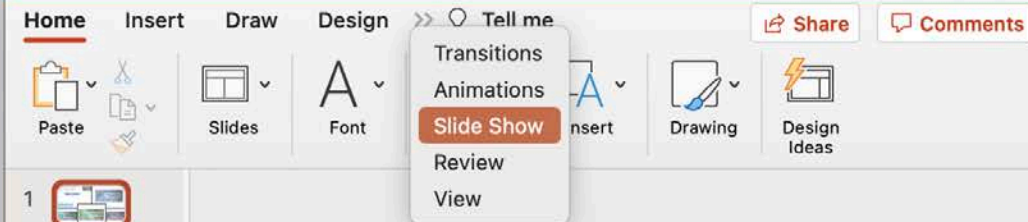
On your screen place the Alfaview application window and the PowerPoint window next to each other



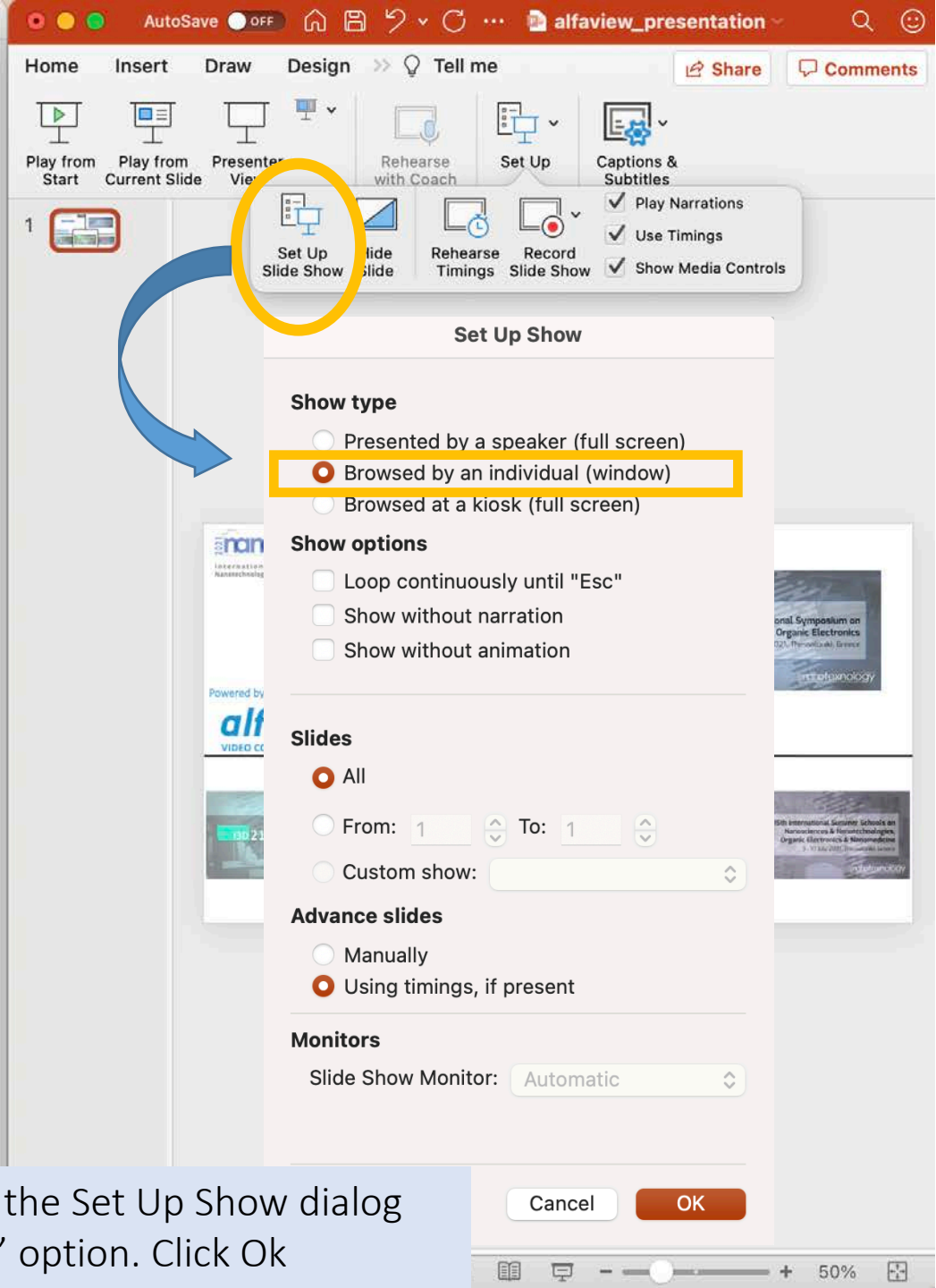
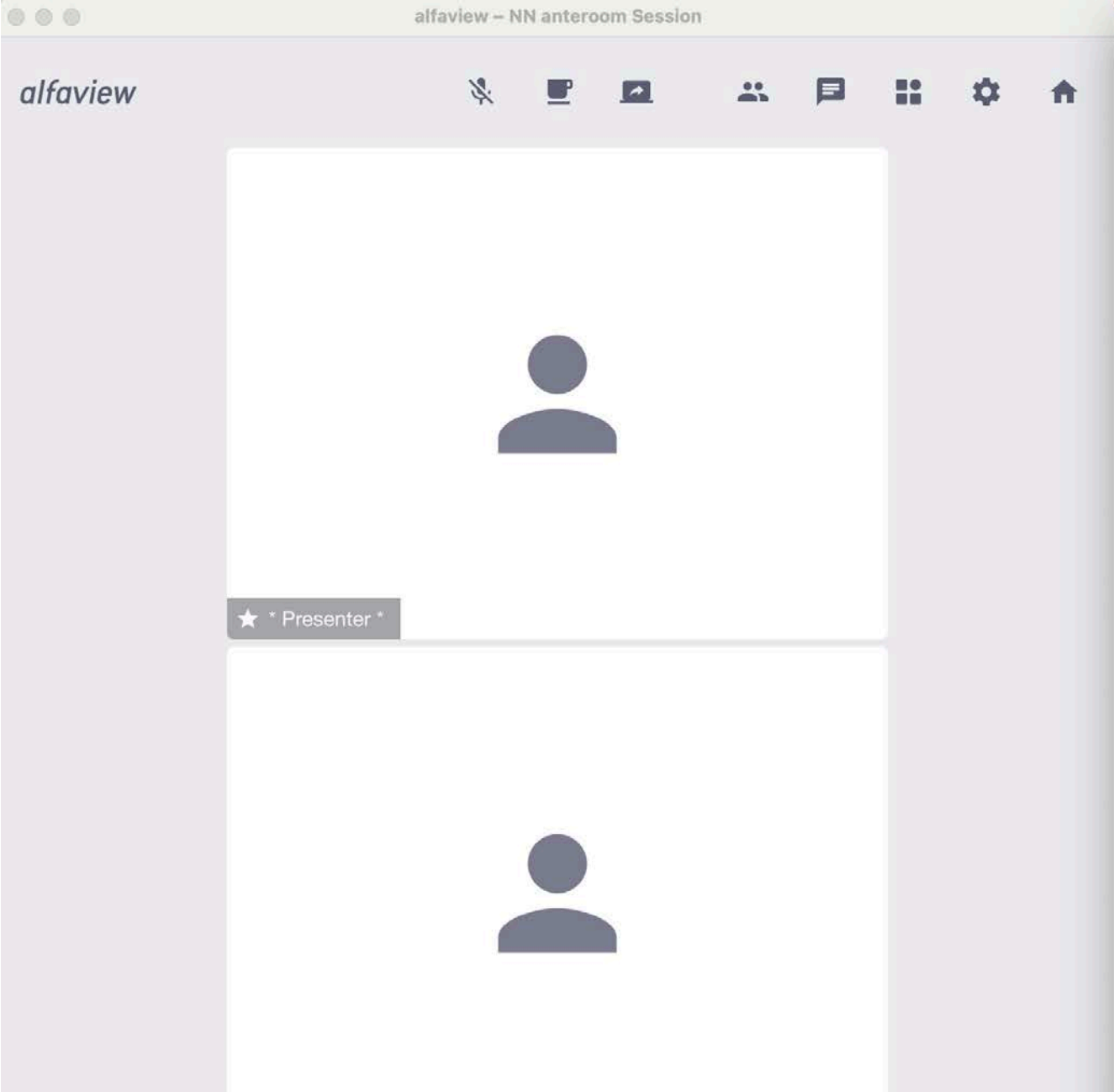
alfaview



2





At the PowerPoint window select the "Slide Show" ribbon



Click on the "Set Up Slide Show" button and in the Set Up Show dialog select the "Browsed by an individual (window)" option. Click Ok

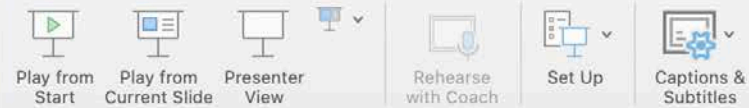
alfaview




2

Enter the presentation mode


Home Insert Draw Design Tell me Share Comments



alfaview



★ \* Presenter \*



Participant

2

Your presentation is now restricted only to the area of your PowerPoint window




alfaview



- Region share
- Screen 1
- Second camera

★ \* Presenter \*




Participant

2



To share your presentation, click on the “Share Screen” dropdown menu and then click on the “Region Share” button

alfaview



★ \* Presenter \*

Region share



Start

3 - 10 July : 021  
Thessaloniki  
Greece

ISFOE 21

14th International Symposium on  
Flexible Organic Electronics  
5 - 8 July 2021, Thessaloniki, Greece

nanotechnology

4th International Conference on  
3D Printing & Bioprinting, AI, Robotics,  
Digital & Additive Manufacturing  
7 - 9 July 2021, Thessaloniki, Greece  
IBD 21

NN 21

18th International Conference on  
Nanosciences & Nanotechnologies  
6 - 9 July 2021, Thessaloniki, Greece

nanotechnology

ISSON 21

15th International Summer Schools on  
Nanosciences & Nanotechnologies,  
Organic, Electronics & Nanomedicine  
3 - 10 July 2021, Thessaloniki, Greece

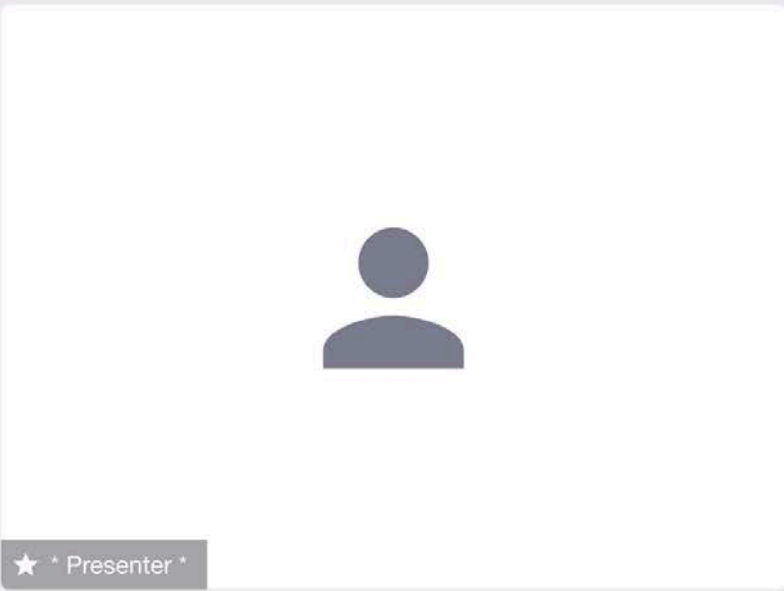
nanotechnology

Participant


A blue box (Region Share Window) will appear. The blue shaded area defines the part of your screen that will be visible to the rest of the attendants

2

alfaview



★ \* Presenter \*



Participant

2

Region share

Adjust the position of the “Region Share” window on top of your presentation and press start

alfaview



★ \* Presenter \*

Participant

The blue box turns red and the rest of the attendants its content on their screens.  
 Remember to make active your PowerPoint window to get back the control of your presentation.  
 You are ready to present your work!